

M-Series 4-Bay U.2 Plug-In Modules

OGT-MU401, OGT-MU402, OGT-MU403

The M-Series 4-Bay U.2 Plug-In Modules provide a simple, flexible way to test mixed-protocol SSDs within an OakGate expandable desktop or 3U rackmount appliance. The 4-bay module resides in the front compartment of the OakGate appliance and allows testing of up to four SSDs that use a U.2 (SFF-8639) connector. The OakGate Enduro controller application and Storage Validation Framework Pro (SVF Pro) software, supplied with the appliance, can exercise each SSD individually, as well as provide built-in power cycling and power measurement capabilities.



Figure 1. Front View of the 4-Bay U.2 Plug-In Module




Figure 2. Expandable Desktop Appliance with a 4-Bay U.2 Multi-Protocol Plug-In Module Installed







Figure 3. 3U Rackmount Appliance with Two 4-Bay Single/Dual-Port NVMe U.2 Plug-In Modules Installed

(One or two modules can be installed in a 3U rackmount appliance)

FEATURES

- Supported protocols include: NVMe, NVMe-MI (standard and basic), SAS, SATA, and AHCI
- Ability to run unique tests on each device individually and concurrently
- Individual power cycling and power measurement under software control:
 - Configurable to support 3.3V, 5V, and 12V
 - Ability to turn power on/off to each port/device
 - Ability to measure voltage and current for each port/device (at a sample rate of approximately one read/second)
 - Ability to measure power under various low power states (at a sample rate of approximately one read/second)
- LED indicators: power (green) and activity (amber) on front of module; CPU heartbeat and dual-port PCIe on inside of module
- Allows easy access to the device diagnostic port, if this port is located on the front-side (opposite of the U.2 connector)
- Simple, tool-less device replacement
- Can be installed in an existing appliance, or ordered pre-installed

4-BAY U.2 PLUG-IN MODULES

| 4-Bay Single-Port NVMe U.2 Plug-In Module (OGT-MU401) | 4-Bay Single/Dual-Port NVMe U.2 Plug-In Module (OGT-MU402) | 4-Bay Multi-Protocol U.2 Plug-In Module (OGT-MU403) |
|---|--|---|
|  |  |  |
| Accommodates up to four, single-port NVMe SSDs | Accommodates up to four, single/dual-port NVMe SSDs | Accommodates up to four, single/dual-port NVMe, 12G SAS, and 6G SATA SSDs (in any combination) |
| <p>Includes:</p> <ul style="list-style-type: none"> • 4-bay U.2 plug-in module • Four device carriers • NVMe x16 host card (for PCIe communication with the appliance) • Four SFF-8643 PCIe Y cables (for single-port PCIe x4 connection) • One-year hardware/software support | <p>Includes:</p> <ul style="list-style-type: none"> • 4-bay U.2 plug-in module • Four device carriers • NVMe x16 host card (for PCIe communication with the appliance) • Four SFF-8643 PCIe Y cables and one SFF-8643 PCIe 3-4 cable (for single/dual-port PCIe x2 connection) • One-year hardware/software support | <p>Includes:</p> <ul style="list-style-type: none"> • 4-bay U.2 plug-in module • Four device carriers • NVMe x16 host card (for PCIe communication with the appliance) • Four SFF-8643 PCIe Y cables and one SFF-8643 PCIe 3-4 cable (for single/dual-port PCIe x2 connection) • SAS/SATA Host Card (for SAS/SATA communication with the appliance) • Two SAS/SATA port cables (for single/dual-port SAS/SATA connection) • One-year hardware/software support |

ORDERING INFORMATION

| PRODUCT DESCRIPTION | MODEL NUMBER |
|---|--------------|
| M-SERIES 4-BAY U.2 PLUG-IN MODULES | |
| 4-Bay Single-Port NVMe U.2 Plug-In Module | OGT-MU401 |
| 4-Bay Dual-Port NVMe U.2 Plug-In Module | OGT-MU402 |
| 4-Bay Multi-Protocol U.2 Plug-In Module | OGT-MU403 |
| COMPATIBLE D-SERIES and R-SERIES APPLIANCES | |
| Expandable Desktop Appliance | OGT-DE100 |
| 3U Rackmount Appliance | OGT-R300 |
| COMPATIBLE A-SERIES ADD-ONS | |
| PCIe Power Interposer Card for some appliances and enclosures | OGT-AP100 |

Copyright © August 1, 2018 OakGate Technology. All rights reserved worldwide. Although this information is believed to be accurate and reliable at the time of publication, OakGate Technology assumes no responsibility for errors or omissions. OakGate Technology reserves the right to make changes or corrections without notice. This document is the property of OakGate Technology and may not be duplicated without permission from OakGate Technology.